

FROM THE PRINCIPAL

Dear Parents and Community Members,

Although schools did not receive an overall rating this year, we are able to celebrate that Lincoln Middle School's overall scores were higher than the Oregon average and like-school averages in all three tested subjects, English/Language Arts, Mathematics, and Science and in most subgroups within those subjects. The level "4" ratings in most areas is an indicator of strong academic achievement and growth over the last two years.

We are encouraged by these results and remain committed to providing ongoing support for all students. Our school wide focus on intentional instruction continues with the goal of seeing growth and improvement in all subjects including

increasing growth in the students with disabilities subgroup. We look forward to partnering with you over the coming year to make sure all of our students reach their full potential!

Thank you,

Principal | Diana Sweeden

SCHOOL PROFILE

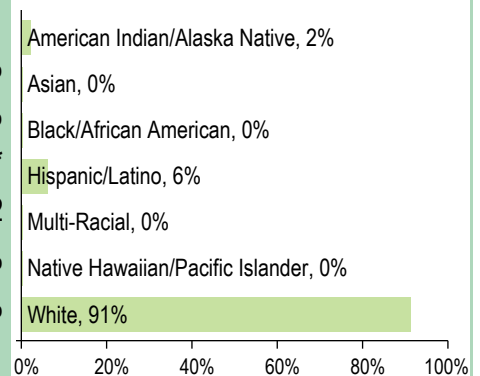
ENROLLMENT 2015-16 176

MEDIAN CLASS SIZE	School	Oregon
English Language Arts	22.0	24.0
Mathematics	20.5	24.0
Science	22.0	26.0
Social Studies	19.0	27.0
Self-Contained	22.0	25.0

SELECTED DEMOGRAPHICS

Economically Disadvantaged	59%
Students with Disabilities	19%
Ever English Learner	*
Different Languages Spoken	2
Regular Attenders	79.9%
Mobile Students	17.2%

STUDENTS



IMMUNIZATION RATES

Percent of students with all required vaccines: 92 (Visit www.healthoregon.org/immdata for more information.)

Percent of students without all required vaccines: 8

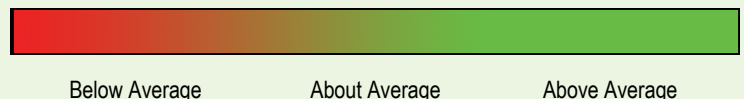
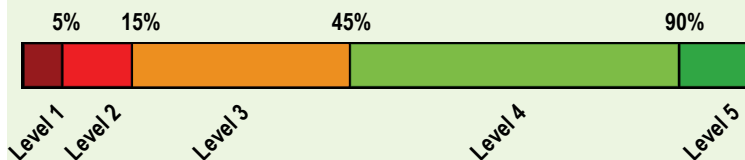
(This value includes students with medical exemptions, nonmedical exemptions, no immunization records, or up-to-date but incomplete immunization records.)

*, <5, and >95 are displayed when data are unavailable or to protect student confidentiality.

*** indicates that this school offered lunch at no charge to all students.

OVERALL SCHOOL RATING

Given the recent passage of the Every Student Succeeds Act (ESSA) and the expiration of Oregon's ESEA flexibility waiver on August 1, 2016, the State of Oregon will not assign ratings (i.e., overall and comparison school ratings) to schools for the 2015-16 school year.



PROGRESS ARE STUDENTS MAKING ADEQUATE GAINS OVER TIME?

SCHOOL PERFORMANCE

Performance of students enrolled in the school for a full academic year

Did at least 95% of the students at this school take required assessments? Yes No, Interpret Results with Caution
Participation rate criteria are in place to ensure schools test all eligible students.

The Smarter Balanced and alternate assessments have four performance levels where levels 3 and 4 are meeting the standard for school and district accountability.

See report cards from previous years to view historical OAKS performance data.

	School Performance (%)			School Performance (%)	Oregon Performance (%)	Like-School Average (%)
	2012-13	2013-14	2014-15	2015-16	2015-16	2015-16
English Language Arts (Administered statewide in grades: 3-8, 11)				Level 1	Level 2	Levels 3 & 4
All students in tested grades	2014-15 was the first operational year of the new English language arts assessment.			71.4 20.1 8.4	61.4 24.6 14.0	57.0 22.5 20.6
Mathematics (Administered statewide in grades: 3-8, 11)				Level 1	Level 2	Levels 3 & 4
All students in tested grades	2014-15 was the first operational year of the new mathematics assessment.			50.6 33.8 15.6	47.1 32.4 20.6	42.5 27.8 29.7
Science (Administered statewide in Grades: 5, 8, 11)				Did not meet	Met	Exceeded
All students in tested grades	74.1	81.6	83.3	74.1	65.2	68.1
	9.4 64.7 25.9	9.2 72.4 18.4	10.3 73.1 16.7	10.6 63.5 25.9	13.8 51.5 34.8	11.7 56.4 31.9

Visit www.ode.state.or.us/go/data for additional assessment results.

*, <5, and >95 are displayed when the data must be suppressed to protect student confidentiality.

OUTCOMES FOR KEY STUDENT GROUPS AT THIS SCHOOL COMPARED TO THE SAME GROUPS STATEWIDE

STUDENT GROUP OUTCOMES

	School Performance (%)	Oregon Performance (%)	Like-School Average (%)	School Performance (%)	Oregon Performance (%)	Like-School Average (%)	School Performance (%)	Oregon Performance (%)	Like-School Average (%)
Economically Disadvantaged				American Indian/Alaska Native			Native Hawaiian/Pacific Islander		
Eng. Lang. Arts	57.1	44.7	47.5	Eng. Lang. Arts	*	39.0	41.4	Eng. Lang. Arts	*
Mathematics	41.8	29.4	30.4	Mathematics	*	25.0	21.4	Mathematics	*
Science	68.6	54.6	61.8	Science	*	50.1	52.9	Science	*
English Learners				Asian				White	
Eng. Lang. Arts	*	37.1	49.0	Eng. Lang. Arts	*	75.2	78.3	Eng. Lang. Arts	61.1
Mathematics	*	24.1	24.8	Mathematics	*	68.9	50.0	Mathematics	48.7
Science	*	38.4	44.8	Science	*	74.6	66.7	Science	78.5
Students with Disabilities				Black/African American				Female	
Eng. Lang. Arts	37.5	21.4	17.1	Eng. Lang. Arts	*	34.6	27.3	Eng. Lang. Arts	73.8
Mathematics	18.8	15.5	11.7	Mathematics	*	20.3	20.0	Mathematics	48.1
Science	56.3	34.9	34.6	Science	*	38.8	14.3	Science	73.0
Migrant				Hispanic/Latino				Male	
Eng. Lang. Arts	*	31.5	40.0	Eng. Lang. Arts	60.0	40.1	47.6	Eng. Lang. Arts	50.5
Mathematics	*	19.1	20.0	Mathematics	20.0	24.6	32.1	Mathematics	46.2
Science	*	34.8	50.0	Science	*	44.3	52.8	Science	75.0
Talented and Gifted				Multi-Racial					
Eng. Lang. Arts	*	95.7	>95	Eng. Lang. Arts	*	61.0	56.3		
Mathematics	*	94.3	>95	Mathematics	*	45.8	43.3		
Science	*	97.5	>95	Science	*	69.5	69.2		

*, <5, and >95 are displayed when the data must be suppressed to protect student confidentiality.

CURRICULUM & LEARNING ENVIRONMENT WHAT IS THIS SCHOOL DOING TO IMPROVE STUDENT LEARNING AND TO PREPARE STUDENTS FOR THE FUTURE?

SCHOOL READINESS

Daily breakfast program
Positive Behavior Support program
Orientation for incoming 5th graders

ACADEMIC SUPPORT

Study support offered before school
Title I Reading and Math program
Special education program

ACADEMIC ENRICHMENT

· WORLD LANGUAGE COURSES
Not offered at this time
SPECIAL PROGRAMS
Talented & Gifted (TAG) program
Advanced Placement in Math and Science

CAREER & TECHNICAL EDUCATION

Computer courses
CIS (Career Information System)

EXTRA-CURRICULAR ACTIVITIES/ AFTER SCHOOL PROGRAMS

Cross country, football, volleyball, basketball, wrestling, track
Clubs: garden, photography/yearbook, leadership, student store, journalism, Science Lab assistant

Data and information in the Curriculum and Learning Environment section were provided by local schools and districts, and were not verified by the Oregon Department of Education.