

FROM THE PRINCIPAL

Dear Parents and Community Members,

Although we are not receiving an overall rating from the state this year, we do have a great deal to be proud about. Our staff and students are working very hard to make certain students are making progress in each area measured. I feel proud of the effort our staff put into preparing students to take these assessments as well as being proud of the effort that our students put forth in taking them. We will now be looking at our scores and determining how we can improve over the course of the year as status quo is never a place we want to stay. We can celebrate that we reached level 4 for all students in both English Language Art and Math. However, we do have a great deal farther to go to ensure that all students are being

successful in each of these areas as measured by this test. We have moved to a School-Wide Title I program so we will now be able to spread these additional resources into the regular classroom setting to assist those students just under the required mark for demonstrating proficiency on this test. We will continue to strive to meet the learning needs of our students and look forward to partnering with you for the success of the children we serve.

Thank you,

Principal | Nanette Hagen

SCHOOL PROFILE

ENROLLMENT 2015-16	178
K-3	136
4-5	42
6-8	--

MEDIAN CLASS SIZE	School	Oregon
Self-Contained	19.0	25.0
Departmentalized	16.0	25.0

IMMUNIZATION RATES

Percent of students with all required vaccines: 95 (Visit www.healthoregon.org/immdata for more information.)

Percent of students without all required vaccines: 5

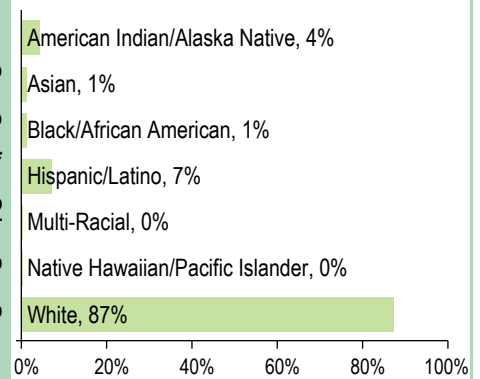
(This value includes students with medical exemptions, nonmedical exemptions, no immunization records, or up-to-date but incomplete immunization records.)

*, <5, and >95 are displayed when data are unavailable or to protect student confidentiality.

*** indicates that this school offered lunch at no charge to all students.

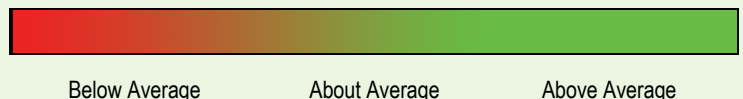
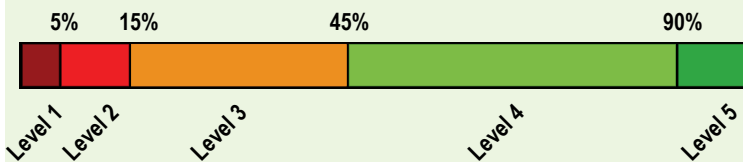
STUDENTS

SELECTED DEMOGRAPHICS	
Economically Disadvantaged	66%
Students with Disabilities	12%
Ever English Learner	*
Different Languages Spoken	2
Regular Attenders	83.4%
Mobile Students	16.1%



OVERALL SCHOOL RATING

Given the recent passage of the Every Student Succeeds Act (ESSA) and the expiration of Oregon's ESEA flexibility waiver on August 1, 2016, the State of Oregon will not assign ratings (i.e., overall and comparison school ratings) to schools for the 2015-16 school year.



PROGRESS ARE STUDENTS MAKING ADEQUATE GAINS OVER TIME?

SCHOOL PERFORMANCE

Performance of students enrolled in the school for a full academic year

Did at least 95% of the students at this school take required assessments? Yes No, Interpret Results with Caution
Participation rate criteria are in place to ensure schools test all eligible students.

The Smarter Balanced and alternate assessments have four performance levels where levels 3 and 4 are meeting the standard for school and district accountability.

See report cards from previous years to view historical OAKS performance data.

	School Performance (%)			School Performance (%)	Oregon Performance (%)	Like-School Average (%)
	2012-13	2013-14	2014-15	2015-16	2015-16	2015-16
English Language Arts (Administered statewide in grades: 3-8, 11)				Level 1	Level 2	Levels 3 & 4
All students in tested grades	2014-15 was the first operational year of the new English language arts assessment.			56.2 24.7 19.2	57.1 25.4 17.5	49.8 22.3 27.9
Mathematics (Administered statewide in grades: 3-8, 11)				Level 1	Level 2	Levels 3 & 4
All students in tested grades	2014-15 was the first operational year of the new mathematics assessment.			42.5 34.2 23.3	44.4 34.9 20.6	46.5 28.3 25.1
Science (OAKS) (Administered statewide in Grades: 5, 8, 11)				Did not meet	Met	Exceeded
All students in tested grades	* * *			* * *	* * *	* * *

Visit www.ode.state.or.us/go/data for additional assessment results.

*, <5, and >95 are displayed when the data must be suppressed to protect student confidentiality.

OUTCOMES FOR KEY STUDENT GROUPS AT THIS SCHOOL COMPARED TO THE SAME GROUPS STATEWIDE

STUDENT GROUP OUTCOMES

	School Performance (%)	Oregon Performance (%)	Like-School Average (%)	School Performance (%)	Oregon Performance (%)	Like-School Average (%)	School Performance (%)	Oregon Performance (%)	Like-School Average (%)		
Economically Disadvantaged			American Indian/Alaska Native			Native Hawaiian/Pacific Islander					
Eng. Lang. Arts	52.6	38.0	44.5	Eng. Lang. Arts	*	33.7	44.8	Eng. Lang. Arts	*	37.3	50.0
Mathematics	39.5	34.7	35.8	Mathematics	*	30.8	39.7	Mathematics	*	29.4	33.3
Science	*	*	*	Science	*	*	*	Science	*	*	*
English Learners			Asian			White					
Eng. Lang. Arts	*	25.1	29.0	Eng. Lang. Arts	*	67.6	66.7	Eng. Lang. Arts	57.9	56.9	52.8
Mathematics	*	24.2	24.4	Mathematics	*	69.1	55.6	Mathematics	47.4	53.5	44.0
Science	*	*	*	Science	*	*	*	Science	*	*	*
Students with Disabilities			Black/African American			Female					
Eng. Lang. Arts	*	25.1	22.7	Eng. Lang. Arts	*	29.7	23.1	Eng. Lang. Arts	64.7	54.3	59.8
Mathematics	*	24.2	18.3	Mathematics	*	22.8	25.0	Mathematics	50.0	45.6	43.1
Science	*	*	*	Science	*	*	*	Science	*	*	*
Migrant			Hispanic/Latino			Male					
Eng. Lang. Arts	*	21.0	14.3	Eng. Lang. Arts	*	30.7	44.5	Eng. Lang. Arts	48.3	45.5	43.9
Mathematics	*	21.0	21.4	Mathematics	*	28.0	33.2	Mathematics	37.9	47.5	41.9
Science	*	*	*	Science	*	*	*	Science	*	*	*
Talented and Gifted			Multi-Racial								
Eng. Lang. Arts	*	94.6	>95	Eng. Lang. Arts	*	55.3	52.1	*, <5, and >95 are displayed when the data must be suppressed to protect student confidentiality.			
Mathematics	*	95.5	>95	Mathematics	*	50.2	40.6				
Science	*	*	*	Science	*	*	*				

CURRICULUM & LEARNING ENVIRONMENT WHAT IS THIS SCHOOL DOING TO IMPROVE STUDENT LEARNING AND TO PREPARE STUDENTS FOR THE FUTURE?

SCHOOL READINESS

Coordination with Head Start to prepare students for kindergarten
Daily universal free breakfast program
Positive Behavior Intervention Support Program

ACADEMIC SUPPORT

Special education program for students with learning disabilities
Title I program for identified students in reading and math

ACADEMIC ENRICHMENT

Talented & gifted (TAG) program
Arts in Education with Umpqua Valley Arts Association

EXTRA-CURRICULAR ACTIVITIES/ AFTER SCHOOL PROGRAMS

Partnership with community based groups for recreational sports

Data and information in the Curriculum and Learning Environment section were provided by local schools and districts, and were not verified by the Oregon Department of Education.